SENNHEISER

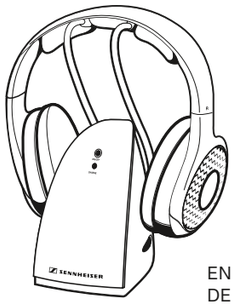

RS 118
RS 120 II
RS 127
RS 135

EN	Quick Guide
DE	Kurzanleitung
FR	Guide rapide
ES	Instrucciones resumidas
PT	Guida rápidos
NL	Beknopte handleiding
IT	Guida rapida
DA	Snabbguide
SV	Bruksanvisning
FI	Pikaopas

Sennheiser electronic GmbH & Co. KG
Am Labor 1, 30900 Wedemark, Germany
www.sennheiser.com
Publ. 07/19, 584442/A02

Package includes | Lieferumfang | Contenu | Contenido del paquete | O pacote inclui | De levering omvat | Il pacchetto include | Leveringsomfang | Medföljande delar | Toimitussisältö

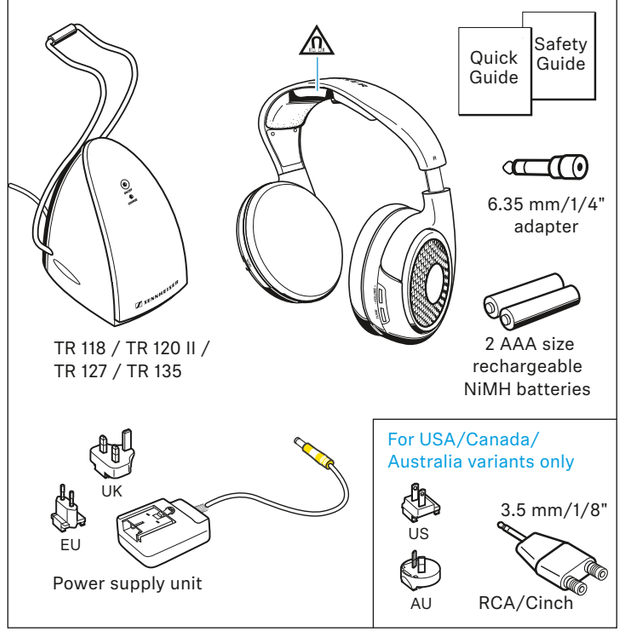

1 Connecting the transmitter to a sound source | Sender an eine Audioquelle anschließen | Raccorder l'émetteur à une source audio | Conectar el transmisor a una fuente de audio | Ligar o emissor a uma fonte áudio | De zender op een geluidsbron aansluiten | Collegamento del trasmettitore a una sorgente audio | Tilslutning af sender til en audiokilde | Anslut sändaren till en ljudkälla | Lähettimen yhdistäminen äänilähteeseen

www.sennheiser.com/how-to-videos

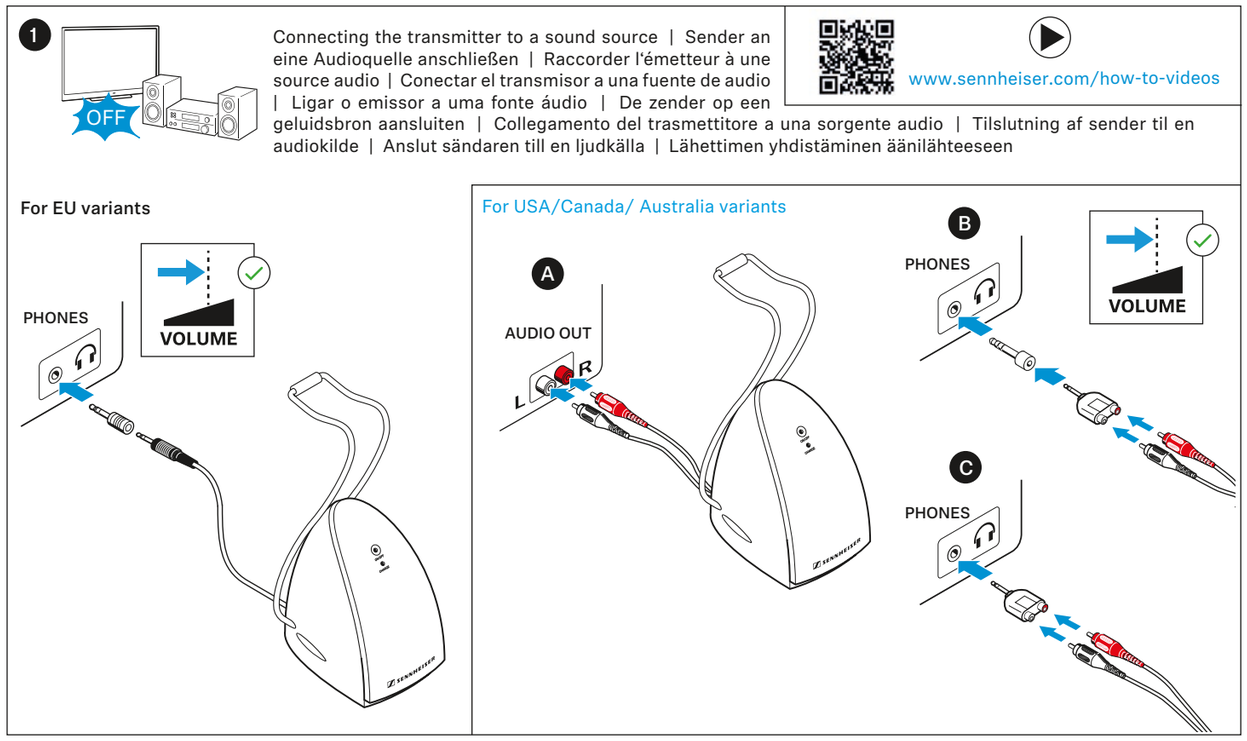

2 Connecting the transmitter to an AC wall outlet | Den Sender an das Stromnetz anschließen | Raccorder l'émetteur au secteur | Conectar el transmisor a una toma de corriente AC | Ligar o transmissor a uma tomada CA | Sluit de zender op een wandcontactdoos aan | Collegamento del trasmettitore ad una presa a muro CA | Tilslutning af senderen til strømnettet | Anslut sändaren till elnätet | Lähettimen yhdistäminen sähköverkkoon

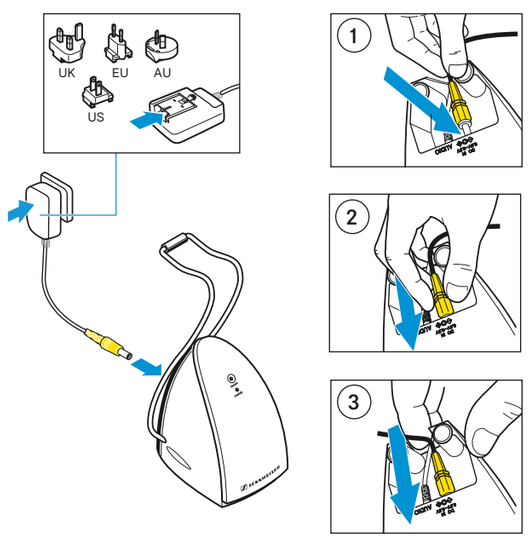

3 Inserting or replacing the rechargeable batteries | Akkus einsetzen oder auswechseln | Insérer ou changer les accus | Colocar o sustituir las pilas recargables | Colocar ou substituir as baterias recarregáveis | Plaats of vervang de oplaadbare batterijen | Inserimento o sostituzione delle batterie ricaricabili | Isætning og udskiftning af batterier | Sätt in eller byt batterierna | Akkujen sijoittaminen paikalleen tai vaihtaminen

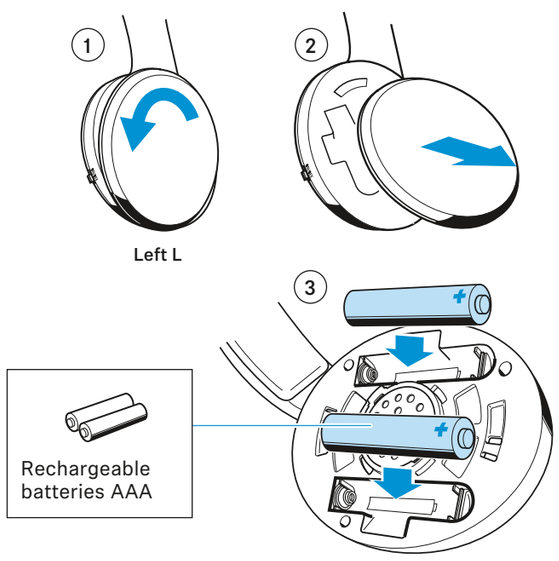

4 Charging the headphones | Kopfhörer laden | Charger le casque | Cargar los auriculares | Carregar os fones de ouvido/auscultadores | De hoofdtelefoon opladen | Carica delle cuffie | Opladning af hovedtelefoner | Ladda dina hörlurar | Kuulokkeiden lataaminen

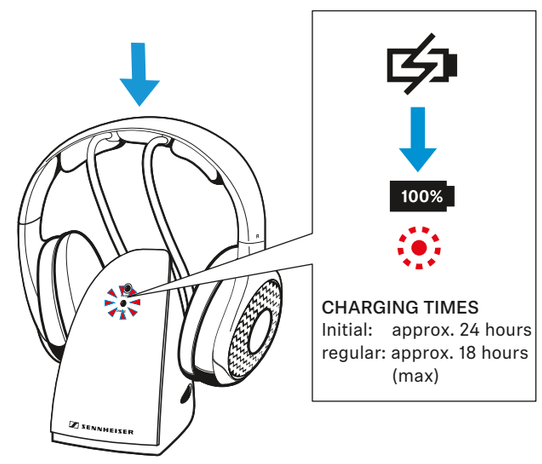

CHARGING TIMES
Initial: approx. 24 hours
regular: approx. 18 hours (max)

5 Switching the headphones on | Kopfhörer einschalten | Allumer le casque | Encender los auriculares | Ligar os fones de ouvido/auscultadores | De hoofdtelefoon inschakelen | Accensione delle cuffie | Sådan tændes hovedtelefonerne | Slå på hörlurarna | Virran kytkeminen kuulokkeisiin

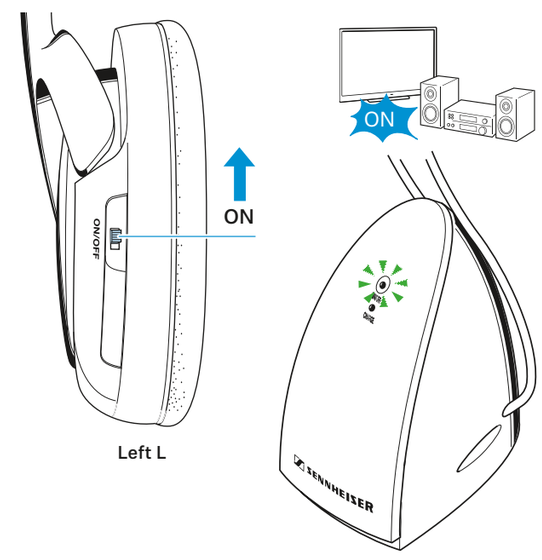

6 Optimizing the reception | Empfang optimieren | Optimiser la réception | Optimizar la recepción | Otimizar a receção | De ontvangst verbeteren | Ottimizzazione della ricezione | Optimering af modtagelsen | Optimera mottagningen | Vastaanoton optimointi

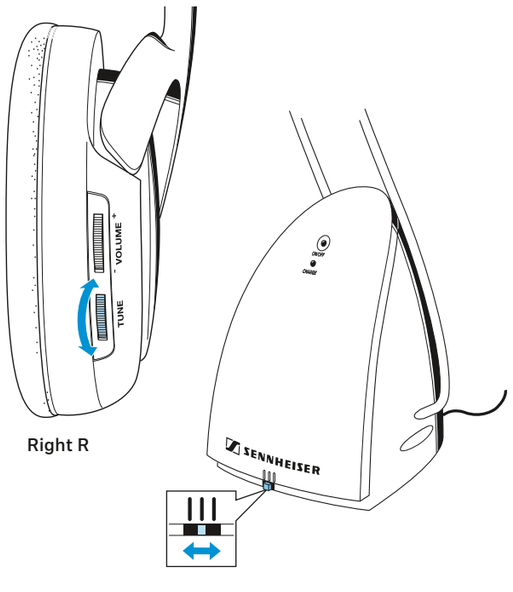

Adjusting the volume | Lautstärke einstellen | Régler le volume | Ajustar el volumen | Ajustar o volume | Volume instellen | Impostazione del volume | Indstilling af lydstyrke | Ställ in volymen | Äänenvoimakkuuden säätäminen

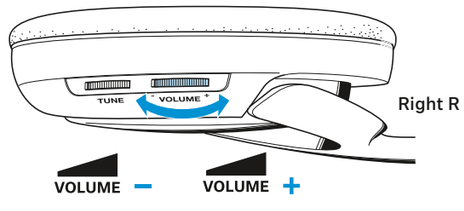

Wearing the earphones | Ohrhörer tragen | Chargement du casque | Cargar los auriculares | Carregar os auscultadores | De hoofdtelefoon opladen | Carica delle cuffie | Opladning af hovedtelefoner | Ladda dina hörlurar

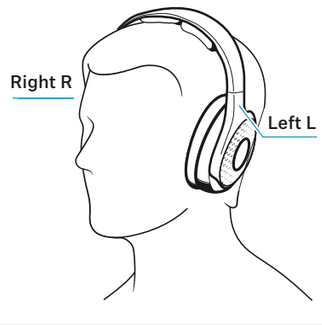

Switching the headphones off | Kopfhörer ausschalten | Éteindre le casque | Apagar los auriculares | Desligar os fones de ouvido/auscultadores | De hoofdtelefoon uitschakelen | Spegnimento delle cuffie | Sådan slukkes hovedtelefonerne | Stäng av hörlurarna | Virran katkaiseminen kuulokkeista

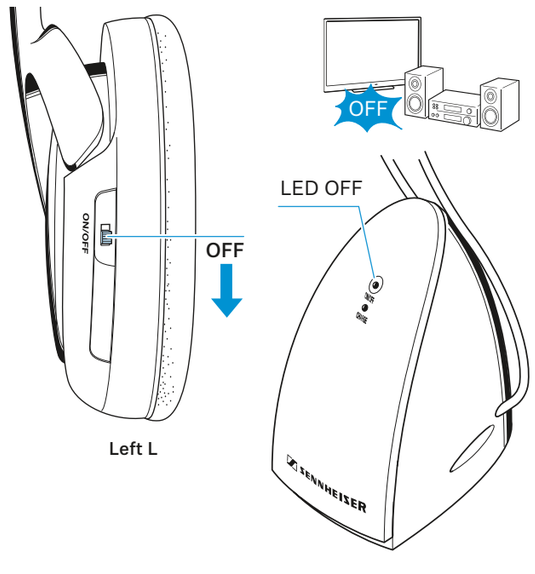

Instruction manuals and product support
Bedienungsanleitungen und Produktbetreuung
Manuels d'utilisation et assistance produit
Instrucciones de uso y soporte del producto
Manuali d'istruzioni e supporto prodotto
Bedieningsinstructies en productondersteuning
Manuais de instruções e assistência ao produto
Instrukcje obsługi i wsparcie produktowe
Brugsanvisninger og produkthjælp

www.sennheiser.com
www.sennheiser.com/download

SENNHEISER

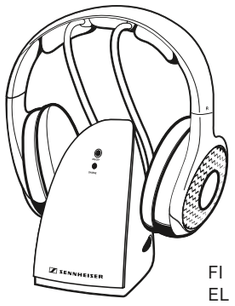

RS 118
RS 120 II
RS 127
RS 135

FI	Pikaopas
EL	Σύντομος οδηγός
PL	Krótka instrukcja obsługi
TR	Hızlı Kılavuz
RU	Краткая инструкция
JA	クイックガイド
ZH	快速指南
TW	快速指南
KO	빠른 안내서
ID	Panduan ringkas

Sennheiser electronic GmbH & Co. KG
Am Labor 1, 30900 Wedemark, Germany
www.sennheiser.com
Publ. 07/19, 584442/A02

Package includes | Συσκευασία παράδοσης | Należy do zakresu dostawy | Paketin içindekiler | Комплектация | パッケージに同梱されている品目 | 套装包括 | 套裝包括 | 포장 내용물 | Isi kemasan

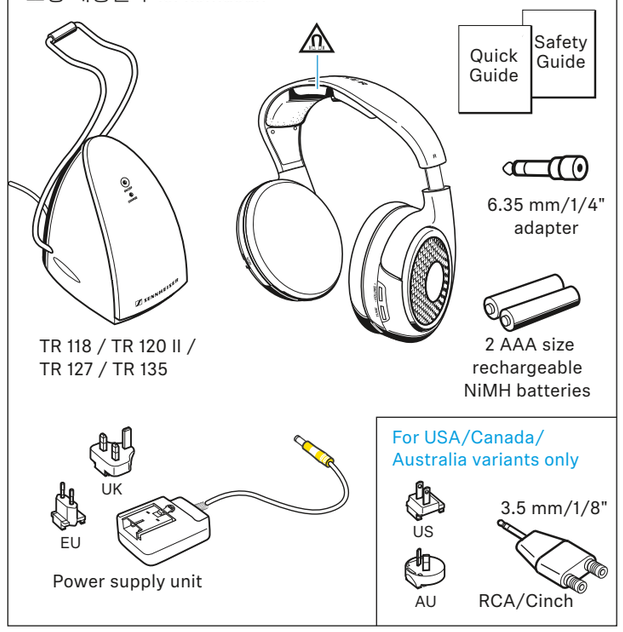

1 Connecting the transmitter to a sound source | Σύνδεση πομπού σε μια πηγή ήχου | Podłączanie nadajnika do źródła audio | Vericinin bir ses kaynağına bağlanması | Присоединение передатчика к источнику аудиосигнала | トランスミッターをオーディオソースに接続する | 将发射机与声源连接 | 連接發送器與音源 | 오디오 소스에 송신기 연결하기 | Menyambungkan transmiter ke sumber audio

www.sennheiser.com/how-to-videos

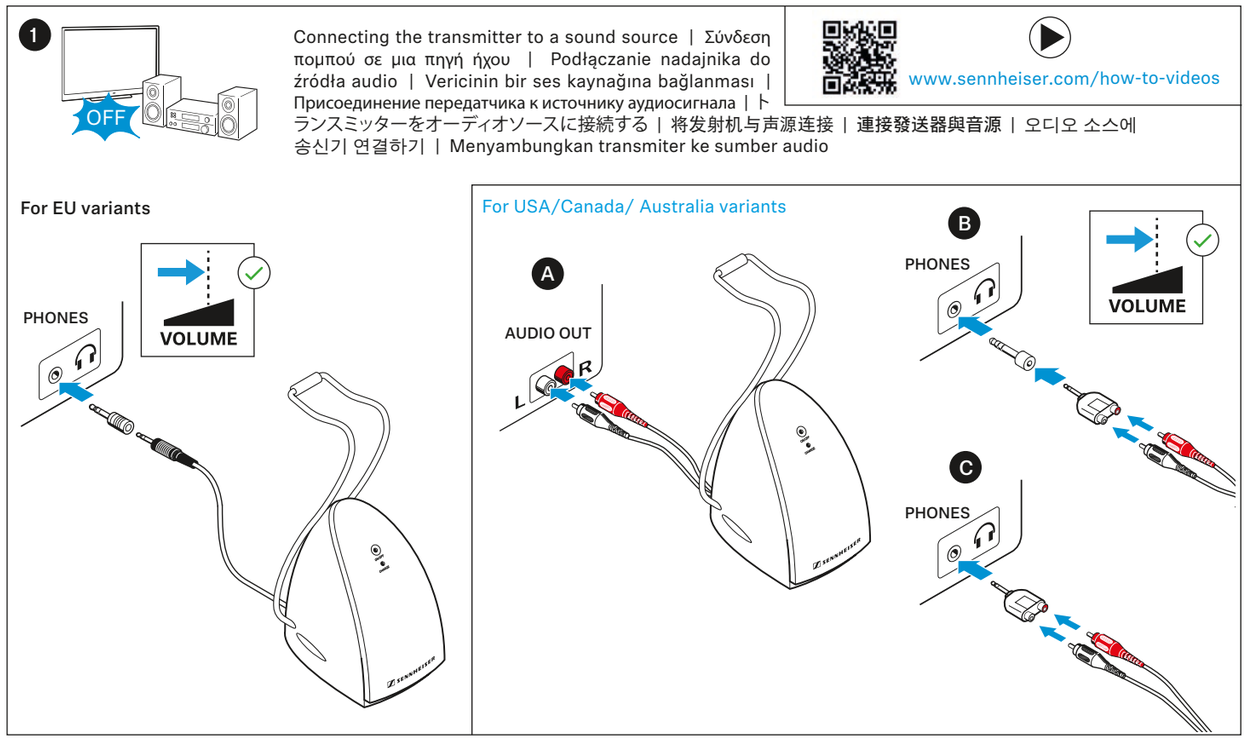

2 Connecting the transmitter to an AC wall outlet | Σύνδεση πομπού στο ηλεκτρικό ρεύμα | Podłączanie nadajnika do gniazda elektrycznego | Vericiyi bir AC duvar prizine bağlayın | Присоединение передатчика к розетке сети переменного тока | 送信機を AC コンセントに接続する | 把发射器连接到一个壁装交流电插座 | 把發信器連接到牆上AC插座 | AC 벽 콘센트에 송신기 연결 | Menghubungkan transmiter ke outlet dinding AC

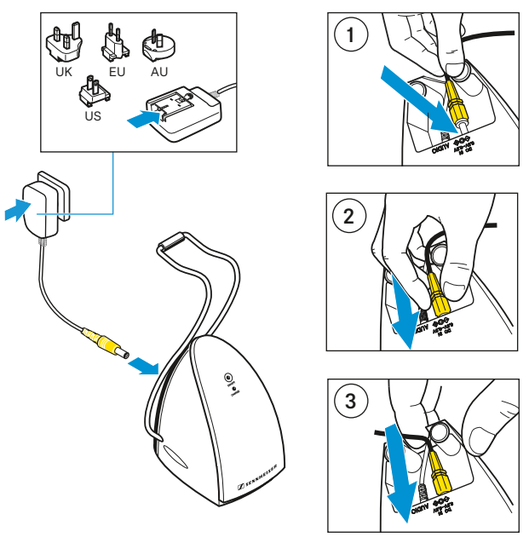

3 Inserting or replacing the rechargeable batteries | Τοποθέτηση ή αντικατάσταση μπαταριών | Wkładanie lub wymiana akumulatorów | Yeniden şarj edilebilir pilleri yerleştirme veya değiştirme | Установка или замена аккумуляторов | 充電式電池を挿入または交換する | 插入或替换充电电池 | 裝入或更換可充電池 | 충전 배터리의 삽입 또는 교환 | Memasukkan atau mengganti baterai yang dapat diisi ulang

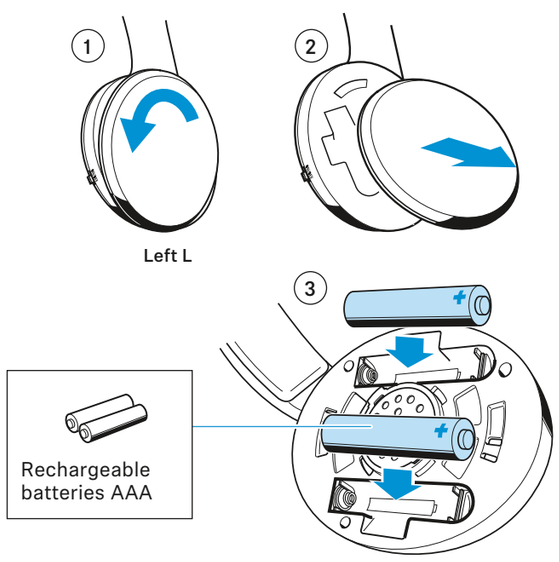

4 Charging the headphones | Φόρτιση των ακουστικών | Ładowanie słuchawek | Kulaklık setini şarj etme | Зарядка наушников | ヘッドフォンを充電する | 给耳机充电 | 為耳機充電 | 헤드폰 충전하기 | Mengisi daya headphone

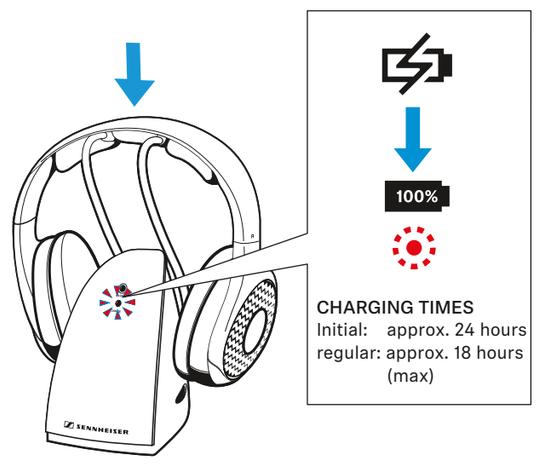

5 Switching the hedaphones on | Ενεργοποίηση των ακουστικών | Włączanie słuchawek | Kulaklık setini açma | Включение наушников | ヘッドフォンをオンにする | 打开耳机电源 | 打開耳機 | 헤드폰 켜기 | Mengaktifkan headphone

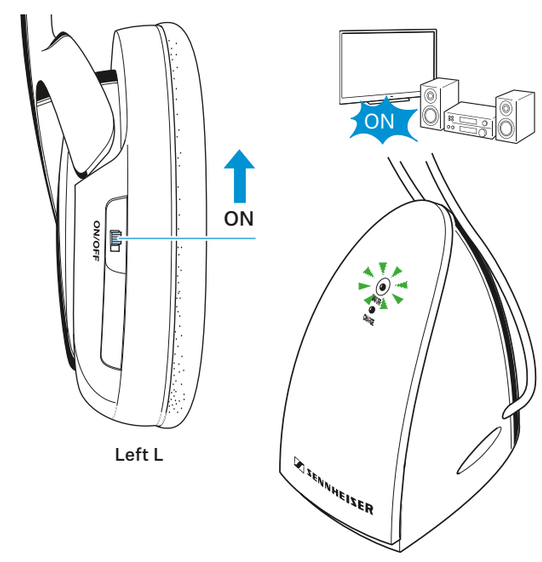

6 Optimizing the reception | Βελτιστοποίηση της λήψης | Optymalizacja odbioru | Alımı iyi duruma getirme | Оптимизация приема | 受信を最適化する | 优化接收质量 | 優化接收質量 | 수신 최적화하기 | Mengoptimalkan penerimaan

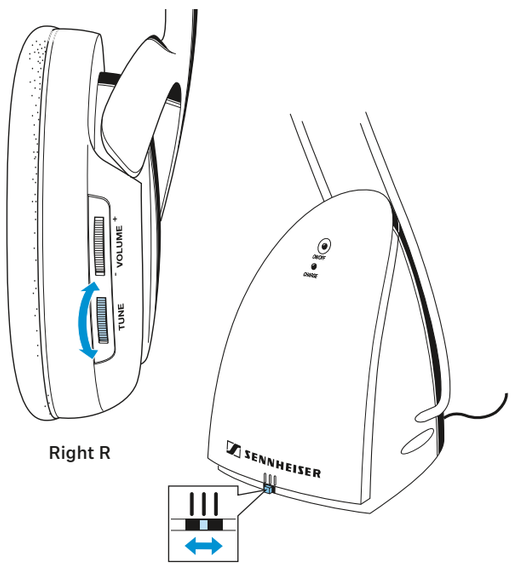

Adjusting the volume | Ρύθμιση έντασης | Regulacja głośności | Ses şiddetinin ayarlanması | Регулировка громкости звука | 音量を設定する | 调节音量 | 調整音量 | 볼륨 조절하기 | Mengatur volume suara

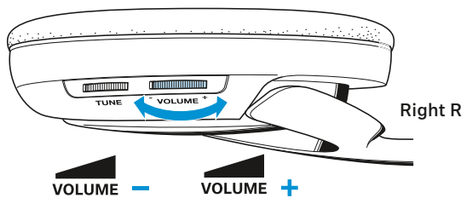

Wearing the earphones | Εφαρμογή των ακουστικών | Noszenie słuchawek | Kulaklık setinin takılması | Ношение наушников | ヘッドフォーンの着用 | 佩戴耳机 | 佩戴耳機 | 헤드폰 착용 | Memakai headphone

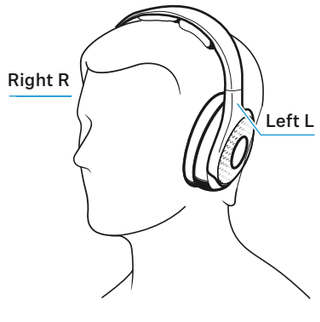

Switching the headphones off | Απενεργοποίηση των ακουστικών | Wyłączanie słuchawek | Kulaklık setini kapatma | Выключение наушников | ヘッドフォンをオフにする | 关闭耳机电源 | 關閉耳機 | 헤드폰 끄기 | Menonaktifkan headphone

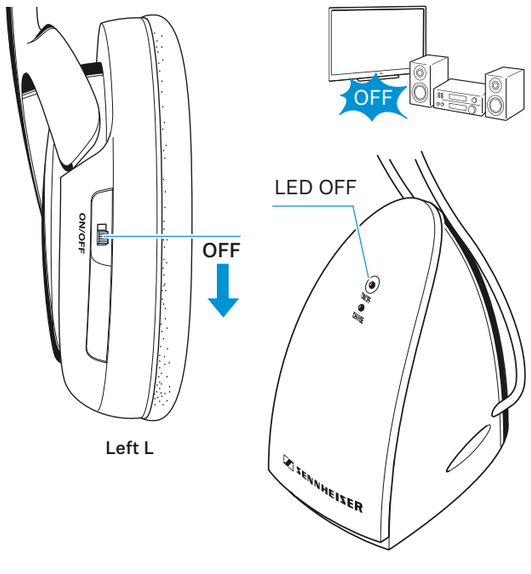

Käyttöohjeet ja tuotetuki
Εγχειρίδια οδηγιώ καιν υποστήριξη προϊόντος
Instrukcje obsługi i wsparcie produktowe
Kullanma kılavuzları ve ürün desteği
Инструкция по эксплуатации и техническая поддержка
取扱説明書と製品のサポート
操作手册和产品支持
使用說明書和產品支援
사용 설명서 및 제품 지원
Manual petunjuk, dan dukungan produk

www.sennheiser.com
www.sennheiser.com/download

SENNHEISER

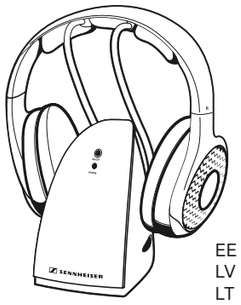

RS 118
RS 120 II
RS 127
RS 135

EE	Lühijuhend
LV	Īsā instrukcija
LT	Trumpoji naudojimo instrukcija
CS	Stručný návod k použití
SK	Stručný návod
HU	Rövid útmutató
RO	Instrucțiuni succinte
BG	Кратко ръководство
SL	Kratka navodila
HR	Kratke upute

Sennheiser electronic GmbH & Co. KG
Am Labor 1, 30900 Wedemark, Germany
www.sennheiser.com
Publ. 07/19, 584442/A02

Pakendi sisu | Iepakojuma saturs | Pakuotės turinys | Balení obsahuje | Balenie obsahuje | A csomag tartalma | Conținutul pachetului | Съдържание на опаковката | Vsebina paketa | Paket sadrži

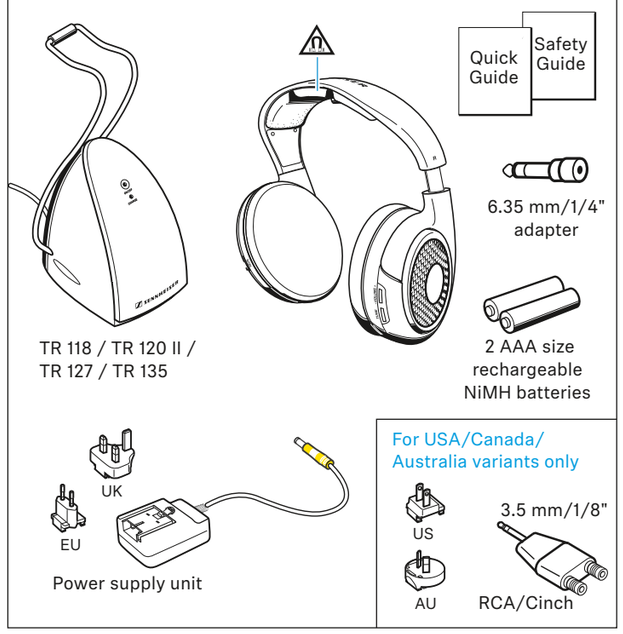

1 Připojení vysílacího přístroje na zvukový zdroj | Raidītāja pieslēgšana pie audio avota | Siųstuvą prijungti prie garso šaltinio | Připojení vysílacího přístroje na zvukový zdroj | Pripojenie vysielača k zdroju zvuku | Az adó csatlakoztatása egy hangforráshoz | Conectarea emițătorului la sursa audio | Свързване на предавателя към аудио източник | Priključitev oddajnika na vir zvoka | Priključivanje odašiljača na izvor zvuka

www.sennheiser.com/how-to-videos

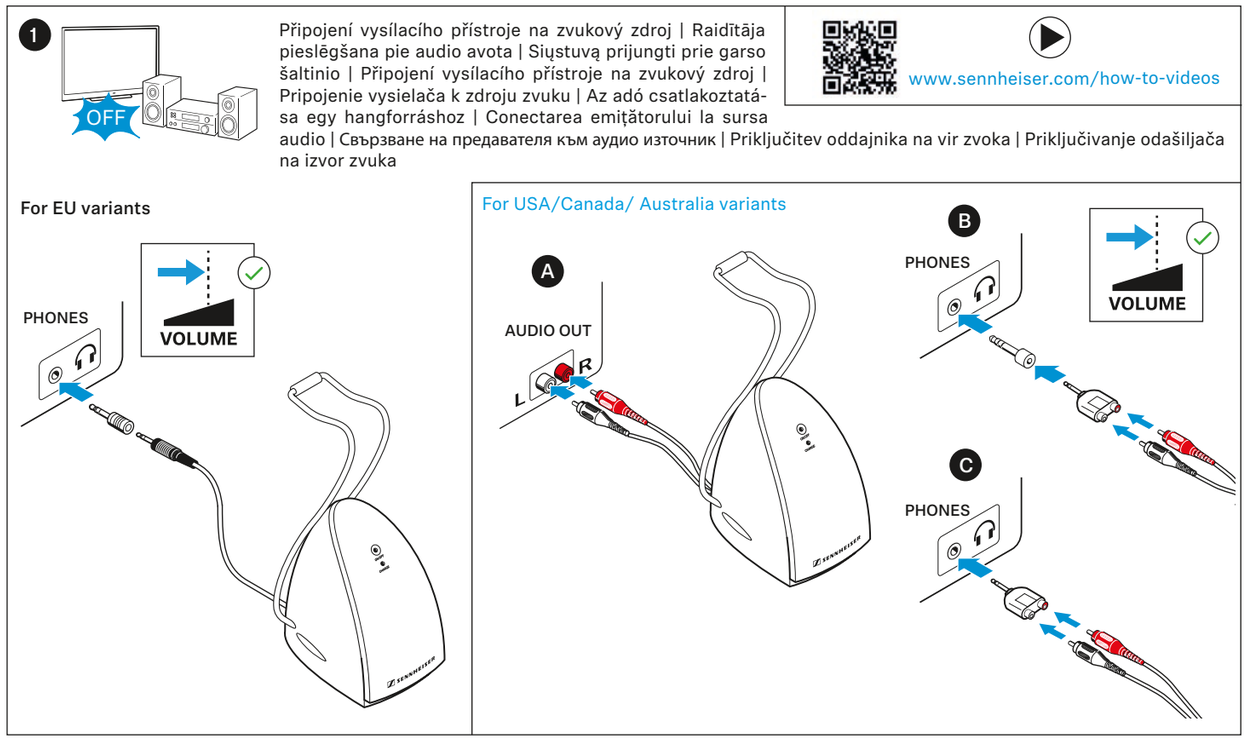

2 Připojení vysílacího přístroje k elektrické síti | Raidītāja pieslēgšana pie elektrotīkla | Siųstuvą prijungti prie elektros tinklo | Připojení vysílacího přístroje k elektrické síti | Pripojenie vysielača do siete | Az adó csatlakoztatása az elektromoshálózathoz | Conectarea emițătorului la rețeaua de curent electric | Свържете предавателя към електрическата мрежа | Priključitev oddajnika na električno omrežje | Priključivanje odašiljača na strujnu mrežu

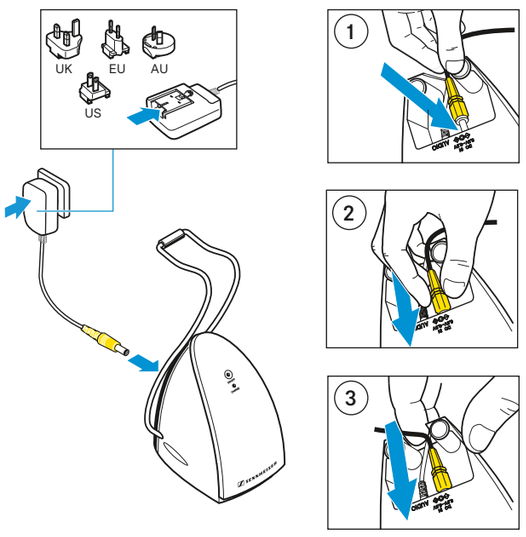

3 Nasazení nebo výměna baterií | Bateriju ievietošana vai nomainīšana | Įdėti arba pakeisti baterijas | Nasazení nebo výměna baterií | Vloženie alebo výmena batérií | Az akkumulátor behelyezése vagy cseréje | Introducerea și schimbarea acumulatorilor | Поставяне или смяна на батериите | Vstavljanje ali zamenjava akumulatorskih baterij | Umetanje ili zamjena baterije

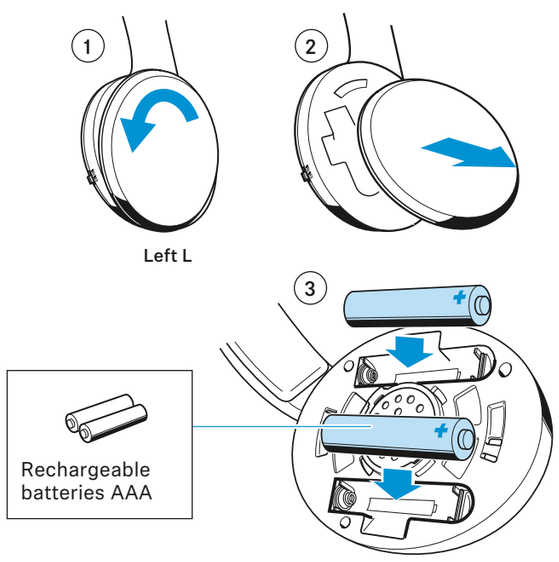

4 Nabíjení baterií | Bateriju uzlādēšana | Įkrauti baterijas | Nabíjení baterií | Nabíjanie batérií | Az akkumulátorok töltése | Încărcarea acumulatorilor | Зареждане на батериите | Polnjenje akumulatorskih baterij | Punjenje baterije

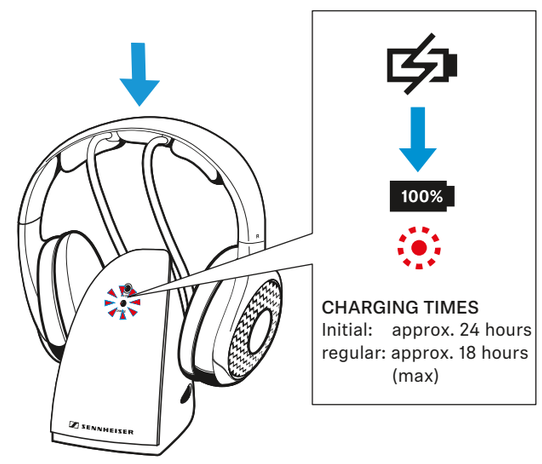

5 Kõrvaklappide sisselülitus | Ieslēgt austiņas | Ausinių įjungimas | Zapnutí sluchátek | Zapnutie slúchadiel | Fejhallgató bekapcsolása | Pornirea căștilor | Включете слушалките | Vklopi slušalke | Uključivanje slušalica

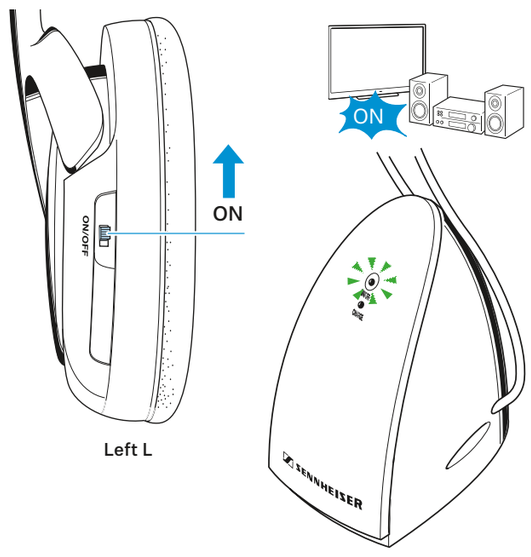

6 Vastuvõtu optimeerimine | Optimizēt uztveršanu | Signalo priėmimo optimizavima | Signalo priėmimo optimizavima | Optimalizácia príjmu | Vétel optimalizálása | Optimizarea recepției | Оптимизирайте приемането | Optimiziraj sprejem | Optimiranje prijema

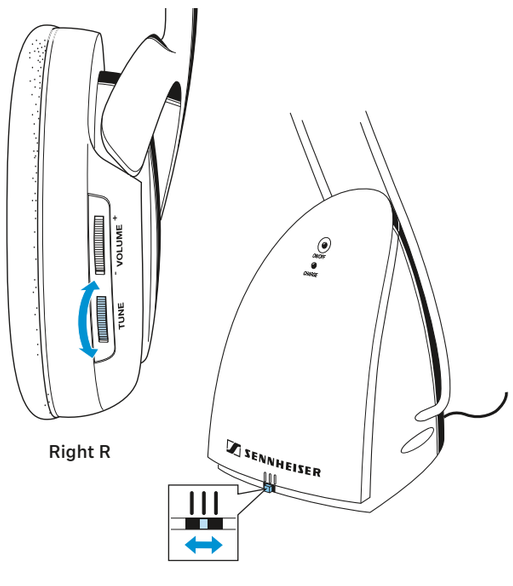

Helitugevuse seadmine | Skaļuma iestatīšana | Nustatyti garsumą | Nastavení hlasitosti | Nastavenie hlasitosti | A hangerő beállítása | Reglarea volumului | Настройка силата на звука | Nastavitev glasnosti | Podesiti glasnoću zvuka

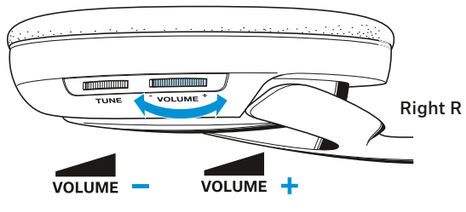

Kõrvaklappide kandmine | Austiņu nēsāšana | Ausinių nešiojimas | Nošení sluchátek | Nosenie náhlavného slúchadla | A fejhallgató viselése | Purtarea căștilor | Носене на слушалките | Nošenje slušalk | Nošenje slušalica

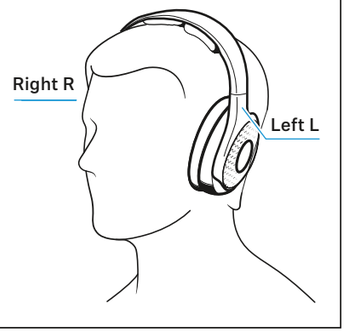

Kõrvaklappide väljalülitus | Izslēgt austiņas | Ausinių išjungimas | Vypnutí sluchátek | Vypnutie slúchadiel | Fejhallgató kikapcsolása | Oprirea căștilor | Изключете слушалките | Izklopi slušalke | Isključivanje slušalica

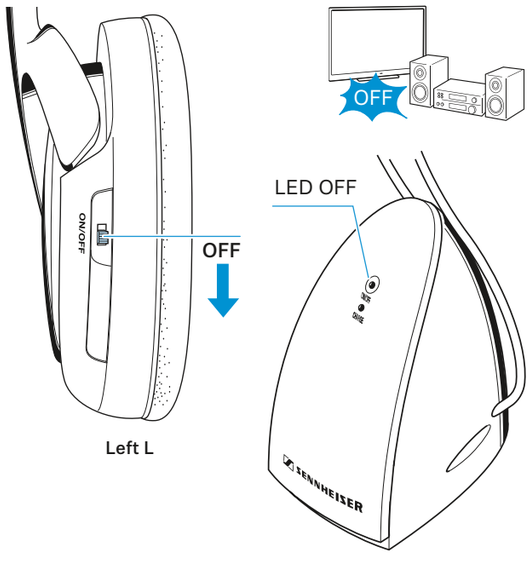

Instruction manuals and product support
Návod k obsluze a produktová podpora
Lietošanas instrukcijas un produktu atbalsts
Naudojimo instrukcija ir gamin palaikymas
Návod k obsluze a produktová podpora
Návody na obsluhu a starostlivosť o výrobok
Kezelési útmutatók és termékgondozás
Instrucțiuni de utilizare și asistență privind produsul
Ръководства за експлоатация и поддръжка на продукта
Navodila za uporabo in podpora glede izdelkov
Upute za upotrebu i podrška za proizvode

www.sennheiser.com
www.sennheiser.com/download